

**Ministry of Higher Education and Scientific Research
Scientific Supervision and Scientific Evaluation Apparatus
Directorate of Quality Assurance and Academic Accreditation
Accreditation Department**



Academic Program and Course Description Guide

2024

Introduction:

The educational program is a well-planned set of courses that include procedures and experiences arranged in the form of an academic syllabus. Its main goal is to improve and build graduates' skills so they are ready for the job market. The program is reviewed and evaluated every year through internal or external audit procedures and programs like the External Examiner Program.

The academic program description is a short summary of the main features of the program and its courses. It shows what skills students are working to develop based on the program's goals. This description is very important because it is the main part of getting the program accredited, and it is written by the teaching staff together under the supervision of scientific committees in the scientific departments.

This guide, in its second version, includes a description of the academic program after updating the subjects and paragraphs of the previous guide in light of the updates and developments of the educational system in Iraq, which included the description of the academic program in its traditional form (annual, quarterly), as well as the adoption of the academic program description circulated according to the letter of the Department of Studies T 3/2906 on 3/5/2023 regarding the programs that adopt the Bologna Process as the basis for their work.

In this regard, we can only emphasize the importance of writing an academic programs and course description to ensure the proper functioning of the educational process.

Concepts and terminology:

Academic Program Description: The academic program description provides a brief summary of its vision, mission and objectives, including an accurate description of the targeted learning outcomes according to specific learning strategies.

Course Description: Provides a brief summary of the most important characteristics of the course and the learning outcomes expected of the students to achieve, proving whether they have made the most of the available learning opportunities. It is derived from the program description.

Program Vision: An ambitious picture for the future of the academic program to be sophisticated, inspiring, stimulating, realistic and applicable.

Program Mission: Briefly outlines the objectives and activities necessary to achieve them and defines the program's development paths and directions.

Program Objectives: They are statements that describe what the academic program intends to achieve within a specific period of time and are measurable and observable.

Curriculum Structure: All courses / subjects included in the academic program according to the approved learning system (quarterly, annual, Bologna Process) whether it is a requirement (ministry, university, college and scientific department) with the number of credit hours.

Learning Outcomes: A compatible set of knowledge, skills and values acquired by students after the successful completion of the academic program and must determine the learning outcomes of each course in a way that achieves the objectives of the program.

Teaching and learning strategies: They are the strategies used by the faculty members to develop students' teaching and learning, and they are plans that are followed to reach the learning goals. They describe all classroom and extra-curricular activities to achieve the learning outcomes of the program.

Academic Program Description Form

University Name: Tikrit University

Faculty/Institute: Veterinary Medicine

Scientific Department: Pathology and Poultry diseases

Academic or Professional Program Name: Poultry diseases

Final Certificate Name: Bachelor of Veterinary Medicine and Surgery

Academic System: Semester


Description Preparation Date: 5/10/2023

File Completion Date: 25/ 2/2024

Signature: 

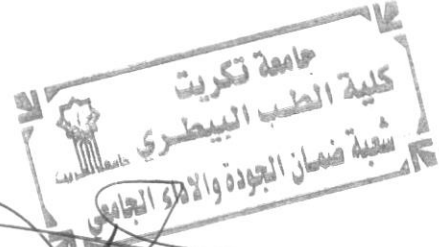
Head of Department Name:

Date: 20/2/2024

Signature: 

Scientific Associate Name:

Date: 20/2/2024



The file is checked by:


Department of Quality Assurance and University Performance

Director of the Quality Assurance and University Performance Department:

Date:

Signature: 

م.م سيف خليل ابراهيم
2024/2/20


Approval of the Dean

1. Program Vision

The College of Veterinary Medicine / Tikrit University exists to be a leader in the great higher education at Tikrit University in the field of higher education for scientists through its clear scientific, academic and administrative activities. It also works to provide a path for its students and professors to be creative and effective in serving the community and the labor market in the field of poultry and its diseases and prevention for those diseases.

2. Program Mission

Working to prepare and graduate leading scientific and leadership competencies in the field of poultry diseases and health, as well as developing the knowledge and information stock of students in a way that reflects positively on the labor market and providing the best service to society by providing knowledge and valuable scientific information in a way that refines students' perceptions and increases their skills in the field of poultry management, health and diseases.

3. Program Objectives

- 1- Graduating veterinarians capable of performing their work in the field of community service with high efficiency.
- 2- Examination and treatment of various field animals, poultry, and fish ponds, under supervision and treatment.
- 3- Preventing infectious and non-communicable diseases through media campaigns to educate those concerned and interested in this sector of work, in addition to carrying out vaccination campaigns against diseases.
- 4- Providing consultations in the field of care and nutrition of animals, poultry and fish.
- 5- Using modern equipment in laboratories to raise performance efficiency in order to advance scientific and applied research in the service of society.

- 6- Protecting people from common diseases by combating them and carrying out awareness and educational campaigns to prevent them.
- 7- Obtaining a safe food product of healthy animal origin and free of diseases.
8. Spreading environmental and cultural awareness of the importance of veterinary medicine in serving society and developing the environment in the field of veterinary medicine.

4. Program Accreditation

National institutional accreditation standards for higher education institutions in Iraq

5. Other external influences

Iraqi universities, Ministry of Agriculture, General Veterinary Authority

6. Program Structure

Program Structure	Number of Courses	Credit hours	Percentage	Reviews*
Institution Requirements	60	6		Basic course
College Requirements	yes			
Department Requirements	yes			
Summer Training	yes	2		Basic course
Other	Not found			

* This can include notes whether the course is basic or optional

7. Program Description

Year/Level	Course Code	Course Name	Credit Hours	
			Theoretical	Practical
4 th /2023-2024	VED4114 VED4124	Poultry Diseases I Poultry Diseases I I		

8. Expected learning outcomes of the program

Knowledge

- 1- Enabling students to obtain knowledge and understanding of the intellectual and skills framework for poultry diseases
- 2- Enabling students to obtain knowledge and understanding of anatomy, tissues and the changes that occur when infected with poultry diseases.
- 3-: Enabling students to obtain knowledge and understanding of diseases common to humans and poultry
- 4- Increasing the knowledge and skills of graduate students in how to deal, diagnose and treat diseases that affect poultry

Skills

- 1-Differentiating between healthy and sick chickens
- 2- Increasing students' awareness of pathological changes after contracting the disease
- 3- Increasing the ability to identify affected organs histologically
- 4- Increasing the student's knowledge of methods of dissecting animals, poultry and fish for the purpose of diagnosing disease

Ethics

- 1- Identify diseases in detail
- 2- Knowing the most important symptoms and signs to make predictions and questions to reach an accurate diagnosis of the disease
- 3- Increasing the student's ability to link events to reach an accurate diagnosis
- 4- Expanding the student's mind in the field of general and special pathology, poultry and fish diseases, and pathological anatomy after death.

9. Teaching and Learning Strategies

- Providing students with the basics and additional topics related to the previous educational outcomes of poultry diseases
- Applying the topics studied theoretically in the practical aspect within the specialty of poultry diseases
- Visiting practical laboratories by academic staff.

10. Evaluation methods

- Daily and monthly exams.
- Semester and final exams.
- Participation marks for competition questions for academic subjects.

Academic Rank	Specialization		Number of the teaching staff	
	General	Special	Staff	Lecturer
Assistant Professor 2 Lecturer	Veterinary Medicine and surgery	Poultry diseases	Staff	

Professional Development

Mentoring new faculty members

Professional development of faculty members

Teaching development of students' abilities in research and investigation through field visits to animal fields, fish ponds, and projects related to veterinary medicine, encouraging weekly visits to the library, and reviewing sources, books, and magazines as a source of information.

11. Acceptance Criterion

Central/according to the requirements of the Ministry of Higher Scientific Education

12. The most important sources of information about the program

- General Poultry disease
- Diseases of Poultry. Saif et al 2009, 11 edition
- Poultry Disease: Diagnosis and Treatment, Second Edition Author(s): Edward J. Noga M.S., D.V.M., 2010.
- Poultry Diseases and Diagnosis, R.F. Gordan, 2005

13. Program Development Plan

The plan to develop the program includes relying on modern sources related to poultry diseases, knowledge of the latest scientific findings in this field, and the use of modern technologies and methods in diagnosis and treatment of disease cases, in addition to

completing scientific research and studies that will enhance the students' cognitive values and their constant orientation to the necessity of linking what they obtain. From theoretical knowledge to the practical side

Program Skills Outline															
				Required program Learning outcomes											
Year/Level	Course Code	Course Name	Basic or optional	Knowledge				Skills				Ethics			
				A1	A2	A3	A4	B1	B2	B3	B4	C1	C2	C3	C4
3 rd level	VED3120	Pathology I	Basic	√	√	√	√	√	√	√	√	√	√	√	√
	VED3110	Pathology II	Basic	√	√	√	√	√	√	√	√	√	√	√	√
4 th level	VED4114	Poultry Diseases I	Basic	√	√	√	√	√	√	√	√	√	√	√	√
	VED4124	Poultry Diseases II	Basic	√	√	√	√	√	√	√	√	√	√	√	√
	VED4111	Pathological anatomy I	Basic	√	√	√	√	√	√	√	√	√	√	√	√
	VED4121	Pathological anatomy II	Basic	√	√	√	√	√	√	√	√	√	√	√	√
Fifth level	VED5110	Fish diseases I	Basic	√	√	√	√	√	√	√	√	√	√	√	√
	VED5122	Forensic medicine II	Basic	√	√	√	√	√	√	√	√	√	√	√	√
	VED5119	Professional conduct II	Basic	√	√	√	√	√	√	√	√	√	√	√	√

- Please tick the boxes corresponding to the individual program learning outcomes under evaluation.

Course Description Form

1. Course Name:	
Poultry diseases	
2. Course Code:	
VED4114 VED4124	
3. Semester / Year:	
Semester	
4. Description Preparation Date:	
25/ 02/ 2024	
5. Available Attendance Forms:	
Attendance only	
6. Number of Credit Hours (Total) / Number of Units (Total)	
120 hours annually. 4 hours per week / 6 units	
7. Course administrator's name (mention all, if more than one name)	
Name: Assist. Prof. Abduljabbar Mohammad Hussein Al-Jubouri Email: abduljabar1981@tu.edu.iq Assist. Prof. Nawar Ali Jassim Lect. Ismail Ibrahim Hassan	
8. Course Objectives	
<p>1- Identify the concept of poultry pathology</p> <p>2- The animal's condition after signs of illness appear</p> <p>3- Disease developments and disease course</p> <p>4- Changes that occur in the animal after the disease appears</p> <p>5- The students achieved knowledge of the histological changes and clinical signs and linked them to the general changes in the medical condition.</p> <p>6- Identify the most important diseases that affect animals, poultry, and fish, and what happens after death.</p>	
9. Teaching and Learning Strategies	
Strategy	<p>1- Direct education strategy.</p> <p>2- Brainstorming education strategy.</p> <p>3- Interactive and active education strategy</p> <p>4- Self-education</p>

10. Course Structure

I0-1- Course Structure:- Four year
Course Name : Theoretical Poultry diseases / 2 hours
Semester: First

Week	Hours	ILOs	Unit/Module or Topic Title	Teaching Method	Assessment Method
1	Two theoretical	Viral diseases	Newcastle Disease: Definition, Etiology, Classification, Signs, Lesions, Diagnosis, Differential Diagnosis, Prevention, Control.	Lecture and explanation	Questions and discussion daily exam
2	Two theoretical	Viral diseases	Avian Influenza: Definition, Etiology, Serotypes, Signs, Lesions, Diagnosis, Differential Diagnosis, Methods of Spreads, Prevention and Control.	Lecture and explanation	Questions and discussion daily exam
3	Two theoretical	Viral diseases	Infectious Bronchitis: Definition, Etiology, Forms, Signs, Lesions, Diagnosis, Differential Diagnosis, Methods of Spreads, Prevention and Control.	Lecture and explanation	Questions and discussion daily exam
4	Two theoretical	Viral diseases	Infectious Laryngotracheitis: Definition, Etiology, Signs, Lesions, Diagnosis, Differential Diagnosis, Methods of Spreads, Prevention and Control.	Lecture and explanation	Questions and discussion daily exam
5	Two theoretical	Viral diseases	Avian Pox: Definition, Forms, Types of virus, Etiology, signs, lesions, Diagnosis, Differential diagnosis, Methods of spread, Prevention and Control.	Lecture and explanation	Questions and discussion daily exam
6	Two theoretical	Viral diseases	Infectious Bursal Diseases: Definition, Etiology, Signs, Lesions, Diagnosis, Differential Diagnosis, Methods of Spreads, Prevention and Control.	Lecture and explanation	Questions and discussion daily exam
7	Two theoretical	Viral diseases	Avian Encephalomyelitis: Definition, Etiology, Signs, Lesions, Diagnosis, Differential Diagnosis, Methods of Spreads, Prevention and Control.	Lecture and explanation	Questions and discussion daily exam
8	Two theoretical	Viral diseases	Hydropericardium-Hepatitis Syndrome, Inclusion body hepatitis: Definition, Etiology, Signs, Lesions, Diagnosis, Differential Diagnosis, Methods of Spreads, Prevention and Control.	Lecture and explanation	Questions and discussion daily exam
9	Two theoretical	Viral diseases	Marek's Disease: Definition, Etiology, Signs, Lesions, Diagnosis, Differential Diagnosis, Methods of Spreads, Prevention and Control.	Lecture and explanation	Questions and discussion daily exam
10	Two theoretical	Viral diseases	Lymphoid leucosis: Definition, Etiology, Signs, Lesions, Diagnosis, Differential Diagnosis, Methods of Spreads, Prevention and Control.	Lecture and explanation	Questions and discussion daily exam
11	Two theoretical	Viral diseases	Egg drop Syndrome: Definition, Etiology, Signs, Lesions, Diagnosis, Differential Diagnosis, Methods of Spreads, Prevention and Control.	Lecture and explanation	Questions and discussion daily exam
12	Two theoretical	Viral diseases	Viral Arthritis: Definition, Etiology, Signs, Lesions, Diagnosis, Differential Diagnosis, Methods of Spreads, Prevention and Control.	Lecture and explanation	Questions and discussion daily exam
13	Two theoretical	Viral diseases	Chicken Infectious Anemia: Definition, Etiology, Signs, Lesions, Diagnosis, Differential Diagnosis, Methods of Spreads, Prevention and Control.	Lecture and explanation	Questions and discussion daily exam
14	Two theoretical	Viral diseases	Runting-Stunting Syndrome: Definition, Etiology, Signs, Lesions, Diagnosis, Differential Diagnosis, Methods of Spreads, Prevention and Control.	Lecture and explanation	Questions and discussion daily exam
15	Two theoretical	Identify diseases caused by crustaceans	Avian Rhinotracheitis: Definition, Etiology, Signs, Lesions, Diagnosis, Differential Diagnosis, Methods of Spreads, Prevention and Control.	Lecture and explanation	Questions and discussion daily exam

Examine

10-2- Course Structure:- Four year
 Course Name : Theoretical Poultry diseases / 2 hours
 Semester: Semester

Week	Hours	ILOs	Unit/Module or Topic Title	Teaching Method	Assessment Method
1	Two theoretical	Bacterial diseases	Fowl cholera : Definition, Etiology, Classification, Signs, Lesions, Lesions, Diagnosis, Differential Diagnosis, Prevention, Control.	Lecture and explanation	Questions and discussion daily exam
2	Two theoretical	Bacterial diseases	Infectious coryza: Definition, Forms, Types of virus, Etiology, signs, lesions, Diagnosis, Differential diagnosis, Methods of spread, Prevention and Control.	Lecture and explanation	Questions and discussion daily exam
3	Two theoretical	Bacterial diseases	Mycoplasmosis : Definition, Etiology, Signs, Lesions, Diagnosis, Differential Diagnosis, Methods of Spreads, Prevention and Control.	Lecture and explanation	Questions and discussion daily exam
4	Two theoretical	Bacterial diseases	Chlamydiosis : Definition, Etiology, Signs, Lesions, Diagnosis, Differential Diagnosis, Methods of Spreads, Prevention and Control.	Lecture and explanation	Questions and discussion daily exam
5	Two theoretical	Bacterial diseases	Salmonellosis: Definition, Forms, Types of virus, Etiology, signs, lesions, Diagnosis, Differential diagnosis, Methods of spread, Prevention and Control.	Lecture and explanation	Questions and discussion daily exam
6	Two theoretical	Bacterial diseases	Clostridiosis : Definition, Etiology, Signs, Lesions, Diagnosis, Differential Diagnosis, Methods of Spreads, Prevention and Control.	Lecture and explanation	Questions and discussion daily exam
7	Two theoretical	Bacterial diseases	Colibacillosis in poultry : Definition, Etiology, Signs, Lesions, Diagnosis, Differential Diagnosis, Methods of Spreads, Prevention and Control.	Lecture and explanation	Questions and discussion daily exam
8	Two theoretical	Bacterial diseases	Staphylococcosis in poultry: Definition, Etiology, Signs, Lesions, Diagnosis, Differential Diagnosis, Methods of Spreads, Prevention and Control.	Lecture and explanation	Questions and discussion daily exam
9	Two theoretical	Bacterial diseases	Tuberculosis in poultry : Definition, Etiology, Signs, Lesions, Diagnosis, Differential Diagnosis, Methods of Spreads, Prevention and Control.	Lecture and explanation	Questions and discussion daily exam
10	Two theoretical	Fungal diseases	Aspergillosis : Definition, Etiology Signs, Lesions, Diagnosis, Differential Diagnosis, Methods of Spreads, Prevention and Control.	Lecture and explanation	Questions and discussion daily exam
11	Two theoretical	Fungal diseases	Candidiasis: Definition, Etiology Signs, Lesions, Diagnosis, Differential Diagnosis, Methods of Spreads, Prevention and Control.	Lecture and explanation	Questions and discussion daily exam
12	Two theoretical	Parasitic diseases	Black head: Definition, Etiology, Forms, Signs, Lesions, Diagnosis, Differential Diagnosis, Methods of Spreads, Prevention and Control	Lecture and explanation	Questions and discussion daily exam
13	Two theoretical	Parasitic diseases	Avian Coccidiosis : Definition, Etiology, Signs, Lesions, Diagnosis, Differential Diagnosis, Methods of Spreads, Prevention and Control.	Lecture and explanation	Questions and discussion daily exam
14	Two theoretical	Parasitic diseases	External and internal parasites: Definition, Etiology Signs, Lesions, Diagnosis, Differential Diagnosis, Methods of Spreads, Prevention and Control.	Lecture and explanation	Questions and discussion daily exam
15	Two theoretical	Nutritional disorders	Vitamines def.:- Definition, Etiology Signs, Lesions, Diagnosis, Differential Diagnosis, Methods of Spreads, Prevention and Control.	Lecture and explanation	Questions and discussion daily exam

Examine

10-3. Course Structure:- Four year

Course Name : Practical Poultry diseases / 2 hours

Semester: First

Week	Hours	I.Os	Unit/Module orTopic Title	TeachingMethod	AssessmentMethod
1	Two Practical	Laboratory safety and poultry management.	Safety in the Poultry Disease Laboratory. Diseases and Poultry husbandary.	Lecture and explanation	Questions and discussion daily exam
2	Two Practical	Poultry hall needs	Poultry House Requirments and their effect on poultry health.	Lecture and explanation	Questions and discussion daily exam
3	Two Practical	Ways to kill birds	Methods of killing birds for necropsy and carcass disposal.	Lecture and explanation	Questions and discussion daily exam
4	Two Practical	Methods and technique of histopathology.	Necropsy Technique.	Lecture and explanation	Questions and discussion daily exam
5	Two Practical	Methods and technique of histopathology.	Necropsy Technique.	Lecture and explanation	Questions and discussion daily exam
6	Two Practical	Methods of prevention and control of diseases.	Disease prevention and control.	Lecture and explanation	Questions and discussion daily exam
7	Two Practical	Methods of prevention and control of diseases.	Disease prevention and control.	Lecture and explanation	Questions and discussion daily exam
8	Two Practical	Biosecurity methods.	Biosecurity	Lecture and explanation	Questions and discussion daily exam
9	Two Practical	Biosecurity methods.	Biosecurity	Lecture and explanation	Questions and discussion daily exam
10	Two Practical	How to write a sick report.	Preparation of Technical Report.	Lecture and explanation	Questions and discussion daily exam
11	Two Practical	How to take blood samples.	Blood sampling	Lecture and explanation	Questions and discussion daily exam
12	Two Practical	Methods of Diagnosis of Nutritional Deficiency Diseases.	Diagnosis of Nutritional Deficiency Diseases.	Lecture and explanation	Questions and discussion daily exam
13	Two Practical	How can you Diagnosis of Avian Colibacillosis	Diagnosis of Avian Colibacillosis	Lecture and explanation	Questions and discussion daily exam
14	Two Practical	Diagnosis Avian Salmonellois	Avian Salmonellois	Lecture and explanation	Questions and discussion daily exam
15	Two Practical	Diagnosis Coccidiosis	Coccidiosis	Lecture and explanation	Questions and discussion daily exam
Examine					

10-4. Course Structure:- Four year

Course Name : Practical Poultry diseases / 2 hours

Semester: Second

Week	Hours	I.Os	Unit/Module orTopic Title	TeachingMethod	AssessmentMethod
1	Two Practical	Serological test	ELISA	Lecture and explanation	Questions and discussion daily exam
2	Two Practical	Nutritional deficiency signs	Clinical Signs for Nutritional deficiency	Lecture and explanation	Questions and discussion daily exam
3	Two Practical	Blood collections	Methods of blood collections	Lecture and explanation	Questions and discussion daily exam
4	Two Practical	Heamagglutination Test	Heamagglutination Test	Lecture and explanation	Questions and discussion daily exam

5	Two Practical	Heamagglutination Test	Heamagglutination Inhibition test	Lecture and explanation	Questions and discussion daily exam
6	Two Practical	Chicken Embryo	Inoculation In Chicken Embryo	Lecture and explanation	Questions and discussion daily exam
7	Two Practical	Vaccinatin	Vaccinatin Methods In Chicken	Lecture and explanation	Questions and discussion daily exam
8	Two Practical	Chicken Immunity	Chicken Immunity	Lecture and explanation	Questions and discussion daily exam
9	Two Practical	Bacterial diseases	External parasite s in chicken	Lecture and explanation	Questions and discussion daily exam
10	Two Practical	Viral diseases	View a pictures of viral diseases	Lecture and explanation	Questions and discussion daily exam
11	Two Practical	Bacterial diseases	View a pictures of bacterial diseases	Lecture and explanation	Questions and discussion daily exam
12	Two Practical	Parasitic diseases	View a pictures of Parasitical diseases	Lecture and explanation	Questions and discussion daily exam
13	Two Practical	Fungal diseases	View a pictures of fungal diseases	Lecture and explanation	Questions and discussion daily exam
14	Two Practical	Nutritional disorders diseases	View a pictures of Nutritional disorders diseases	Lecture and explanation	Questions and discussion daily exam
15	Two Practical	Mangemental disorders	View a pictures of mangemental disorders diseases	Lecture and explanation	Questions and discussion daily exam
Examine					

11. Course Evaluation

The distribution is as follows: 25 marks for the theoretical and practical monthly exams, 15. The score for the final theoretical exam is 40, and the score for the final practical exam is 20.

12. Learning and Teaching Resources

Required textbooks (curricular books, if any)	- Diseases of Poultry. Saif et al 2013, 13 edition
Main references (sources)	-Poultry Disease: Diagnosis and Treatment, Second Edition Author(s): Edward J. Noga M.S., D.V.M.,2010. -Poultry Diseases and Diagnosis, R.F. Gordan, 2005 -Poultry diseases book in Arabic language -Scientific journals in basic and veterinary specialties - Scientific sources related to poultry diseases
Recommended books and references (scientific journals, reports...)	
Electronic References, Websites	