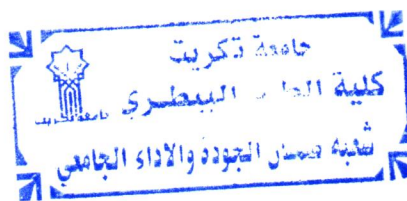


Ministry of Higher Education and Scientific Research
Scientific Supervision and Scientific Evaluation Apparatus
Directorate of Quality Assurance and Academic Accreditation
Accreditation Department



Academic Program and Course Description Guide

2025-2026



Introduction:

The educational program is a well-planned set of courses that include procedures and experiences arranged in the form of an academic syllabus. Its main goal is to improve and build graduates' skills so they are ready for the job market. The program is reviewed and evaluated every year through internal or external audit procedures and programs like the External Examiner Program.

The academic program description is a short summary of the main features of the program and its courses. It shows what skills students are working to develop based on the program's goals. This description is very important because it is the main part of getting the program accredited, and it is written by the teaching staff together under the supervision of scientific committees in the scientific departments.

This guide, in its second version, includes a description of the academic program after updating the subjects and paragraphs of the previous guide in light of the updates and developments of the educational system in Iraq, which included the description of the academic program in its traditional form (annual, quarterly), as well as the adoption of the academic program description circulated according to the letter of the Department of Studies T 3/2906 on 3/5/2023 regarding the programs that adopt the Bologna Process as the basis for their work.

In this regard, we can only emphasize the importance of writing an academic programs and course description to ensure the proper functioning of the educational process.

Concepts and terminology:

Academic Program Description: The academic program description provides a brief summary of its vision, mission and objectives, including an accurate description of the targeted learning outcomes according to specific learning strategies.

Course Description: Provides a brief summary of the most important characteristics of the course and the learning outcomes expected of the students to achieve, proving whether they have made the most of the available learning opportunities. It is derived from the program description.

Program Vision: An ambitious picture for the future of the academic program to be sophisticated, inspiring, stimulating, realistic and applicable.

Program Mission: Briefly outlines the objectives and activities necessary to achieve them and defines the program's development paths and directions.

Program Objectives: They are statements that describe what the academic program intends to achieve within a specific period of time and are measurable and observable.

Curriculum Structure: All courses / subjects included in the academic program according to the approved learning system (quarterly, annual, Bologna Process) whether it is a requirement (ministry, university, college and scientific department) with the number of credit hours.

Learning Outcomes: A compatible set of knowledge, skills and values acquired by students after the successful completion of the academic program and must determine the learning outcomes of each course in a way that achieves the objectives of the program.

Teaching and learning strategies: They are the strategies used by the faculty members to develop students' teaching and learning, and they are plans that are followed to reach the learning goals. They describe all classroom and extra-curricular activities to achieve the learning outcomes of the program.

Academic Program Description Form

University Name: Tikrit University

Faculty/Institute: Veterinary Medicine

Scientific Department: Pathology and Poultry diseases

Academic or Professional Program Name: Morbid Anatomy

Final Certificate Name: Bachelor of Veterinary Medicine and Surgery

Academic System: Semester

Description Preparation Date: 5/10/2025

File Completion Date: 5/ 11/2025

Signature:

Head of Department Name:

Dr.Hassan Hadi Khorshed
Head of Department of Pathology
and Poultry disease

Date:

2025/11/8

Signature:

Scientific Associate Name:

Date: Asst . Prof . Dr

Montaser M. Helal

The file is checked by:

Department of Quality Assurance and University Performance

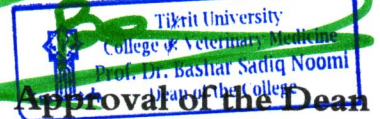
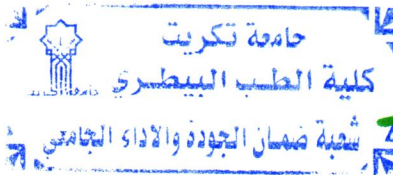
Director of the Quality Assurance and University Performance Department:

Asist . Prof. Dr.

Ahmed Abdullah Sultan

Date: 6/11/2025

Signature:



1. Program Vision

The College of Veterinary Medicine / Tikrit University exists to be a leader in the great higher education at Tikrit University in the field of higher education for scientists through its clear scientific, academic and administrative activities. It also works to provide a path for its students and professors to be creative and effective in serving the community and the labor market in the field of poultry and its diseases and prevention for those diseases.

2. Program Mission

Working to prepare and graduate leading scientific and leadership competencies in the field of poultry diseases and health, as well as developing the knowledge and information stock of students in a way that reflects positively on the labor market and providing the best service to society by providing knowledge and valuable scientific information in a way that refines students' perceptions and increases their skills in the field of poultry management, health and diseases.

3. Program Objectives

- A1- By linking changes at the cell level to clinical signs.
- C2- The student will be able to find relationships between pathogens.
- C3- Practical skills that enable the student to reach treatment through what he has drawn in his mind about the mechanism of the disease
- 4- Using modern equipment in laboratories to raise performance efficiency in order to advance scientific and applied research in the service of society.
- 5- Protecting people from common diseases by combating them and carrying out awareness and educational campaigns to prevent them.
- 6- Obtaining a safe food product of healthy animal origin and free of diseases.

7. Spreading environmental and cultural awareness of the importance of veterinary medicine in serving society and developing the environment in the field of veterinary medicine.

4. Program Accreditation

National institutional accreditation standards for higher education institutions in Iraq

5. Other external influences

Iraqi universities, Ministry of Agriculture, General Veterinary Authority

6. Program Structure

Program Structure	Number of Courses	Credit hours	Percentage	Reviews*
Institution Requirements	45	4		Basic course
College Requirements	yes			
Department Requirements	yes			
Summer Training	Not found			
Other	Not found			

* This can include notes whether the course is basic or optional

7. Program Description

Year/Level	Course Code	Course Name	Credit Hours	
			Theoretical	Practical
4 th /2025-2026	VED4111 VED4121	Pathological anatomy I Pathological anatomy II		

8. Expected learning outcomes of the program

Knowledge

A- Cognitive objectives

A1- identify the concept of pathology

A2- Enabling students to gain knowledge and understanding of the intellectual and skill framework of pathological anatomy

A3- Enabling students to gain knowledge and understanding of anatomy, tissues and the changes that occur when infected with animal diseases

A4- : Enabling students to gain knowledge and understanding of diseases common to humans and animals

A5- Increasing the knowledge and skills of graduate students in how to deal with, diagnose and treat diseases

Skills

1-Differentiating between healthy and sick tissues and organs

2- Increasing students' awareness of pathological changes after contracting the disease

3- Increasing the ability to identify affected organs histologically

4- Increasing the student's knowledge of methods of dissecting animals, poultry and fish for the purpose of diagnosing disease

Ethics

1- Identify diseases in detail

2- Knowing the most important symptoms and signs to make predictions and questions to reach an accurate diagnosis of the disease

3- Increasing the student's ability to link events to reach an accurate diagnosis

4- Expanding the student's mind in the field of general and special pathology, poultry and fish diseases, and pathological anatomy after death.

9. Teaching and Learning Strategies

- Providing students with the basics and additional topics related to the previous educational outcomes of morbid anatomy

- Applying the topics studied theoretically in the practical aspect within the specialty of morbid anatomy

- Visiting practical laboratories by academic staff.

10. Evaluation methods

- Daily and monthly exams.
- Semester and final exams.
- Participation marks for competition questions for academic subjects.

Academic Rank	Specialization		Number of the teaching staff	
	General	Special	Staff	Lecturer
Assistant Professor 2 Lecturer 1	Veterinary Medicine and surgery	Morbid anatomy	Staff	

Professional Development

Mentoring new faculty members

Professional development of faculty members

Teaching development of students' abilities in research and investigation through field visits to animal fields, fish ponds, and projects related to veterinary medicine, encouraging weekly visits to the library, and reviewing sources, books, and magazines as a source of information.

11. Acceptance Criterion

Central/according to the requirements of the Ministry of Higher Scientific Education

12. The most important sources of information about the program

-General pathology

-علم امراض الحيوان

- A Text-Book of Pathology and Pathological Anatomy - Primary Source Edition, 2013

by Hans Schmaus (Author)

- Robbins Basic Pathology 10th Edition, 2017

كتاب التشريح المرضي باللغة العربية

المجلات العلمية في الاختصاصات الأساسية والبيطرية

المصادر العلمية ذات العلاقة بالتشريح المرضي والطب العدلي

13. Program Development Plan

The plan to develop the program includes relying on modern sources related to morbid anatomy, knowledge of the latest scientific findings in this field, and the use of modern technologies and methods in diagnosis and treatment of disease cases, in addition to completing scientific research and studies that will enhance the students' cognitive values and their constant orientation to the necessity of linking what they obtain. From theoretical knowledge to the practical side

Program Skills Outline

Year/Level	Course Code	Course Name	Basic or optional	Required program Learning outcomes												
				Knowledge				Skills				Ethics				
				A1	A2	A3	A4	B1	B2	B3	B4	C1	C2	C3	C4	
3 rd level	VED3120	Pathology I	Basic	✓	✓	✓	✓	✓	✓	✓	✓	✓	✓	✓	✓	✓
	VED3110	Pathology II	Basic	✓	✓	✓	✓	✓	✓	✓	✓	✓	✓	✓	✓	✓
4 th level	VED4114	Poultry Diseases I	Basic	✓	✓	✓	✓	✓	✓	✓	✓	✓	✓	✓	✓	✓
	VED4124	Poultry Diseases II	Basic	✓	✓	✓	✓	✓	✓	✓	✓	✓	✓	✓	✓	✓
Fifth level	VED4111	Pathological anatomy I	Basic	✓	✓	✓	✓	✓	✓	✓	✓	✓	✓	✓	✓	✓
	VED4121	Pathological anatomy II	Basic	✓	✓	✓	✓	✓	✓	✓	✓	✓	✓	✓	✓	✓
	VED5110	Fish diseases I	Basic	✓	✓	✓	✓	✓	✓	✓	✓	✓	✓	✓	✓	✓
	VED5122	Forensic medicine II	Basic	✓	✓	✓	✓	✓	✓	✓	✓	✓	✓	✓	✓	✓
	VED5119	Professional conduct II	Basic	✓	✓	✓	✓	✓	✓	✓	✓	✓	✓	✓	✓	✓

- Please tick the boxes corresponding to the individual program learning outcomes under evaluation.

Course Description Form

1. Course Name:	
Morbid Anatomy	
2. Course Code:	
VED4111 VED4121	
3. Semester / Year:	
Semester	
4. Description Preparation Date:	
6/11/2025	
5. Available Attendance Forms:	
Attendance only	
6. Number of Credit Hours (Total) / Number of Units (Total)	
120 hours annually. 4 hours per week / 6 units	
7. Course administrator's name (mention all, if more than one name)	
Name: Asisst. Prof. Ahmed Abdullah Sultan Email: alsultan5877@tu.edu.iq Assist. Prof Hassan Hadee Khorshid dr_patho80@tu.edu.iq Lect. Thamer Jadoo Shihab dr.thamer.vet@tu.edu.iq	
8. Course Objectives	
1- Identify the concept of pathology and morbid anatomy 2- The animal's condition after signs of illness appear 3- Providing the student with practical and theoretical information about pathology 4- Changes that occur in the animal after the disease appears 5- The students achieved knowledge of the histological changes and clinical signs and linked them to the general changes in the medical condition. 6- Identify the most important diseases that affect animals, poultry, and fish, and what happens after death.	
9. Teaching and Learning Strategies	
Strategy	

- 1- Direct education strategy.
- 2- Brainstorming education strategy.
- 3- Interactive and active education strategy
- 4- Self-education

10. Course Structure

10-1-. Course Structure:- Four year

Course Name : Theoretical Morbid Anatomy / 1 hours

Semester: First

Week	Hours	ILOs	Unit/Module orTopic Title	Teaching Method	Assessment Method
1 - 9	9 theoretical	Bovine diseases	Tuberculosis, Leptospirosis, Contagious bovine pleuro pneumonia, Colibacillosis, Shipping fever, Cattle plague, Bovine malignant catarrhal, Foot and mouth disease, Bovine viral diarrhea, Actinobacillosis, Actinomycosis, Theileriosis, Anaplasmosis, Babesiosis, Lumpy skin disease	Lecture and Data show	Questions and discussion daily exam
10 - 15	6 theoretical	Ovine diseases	Avian Influenza: Definition, Etiology, Serotypes, Signs, Lesions, Diadnosis, Differential Diagnosis, Methods of Spreads, Prevention and Control.	Lecture and Data show	Questions and discussion daily exam

Examine

10-2-. Course Structure:- Four year

Course Name : Theoretical Morbid Anatomy / 1 hours

Semester: Semester

Week	Hours	ILOs	Unit/Module orTopic Title	Teaching Method	Assessment Method
16-22	7 theoretical	Equine diseases	: Strangles, Glanders, Shigellosis, Epizootic lymphangitis, Ulcerative lymphangitis, Equine infectious anemia, Equine influenza	Lecture and Data show	Questions and discussion daily exam
23-28	6 theoretical	Canine and Feline diseases	Rabies, Canine distemper, Canine viral hepatitis, Feline parvo virus, Panleukopenia	Lecture and Data show	Questions and discussion daily exam
29-30	Two theoretical	Lab Animal diseases	Fowl cholera : Definition, Etiology, Classification, Signs, Lesions, Lesions, Diagnosis, Differential Diagnosis, Prevention, Control.	Lecture and Data show	Questions and discussion daily exam

Examine

10-3. Course Structure:- Four year

Course Name : Practical Morbid Anatomy / 2 hours

Semester: First

Week	Hours	ILOs	Unit/Module orTopic Title	TeachingMethod	Assessment Method
1 - 9	18 Practical	Bovine diseases	Tuberculosis, Leptospirosis, Contagious bovine pleuro pneumonia, Colibacillosis, Shipping fever, Cattle plague, Bovine malignant catarrhal, Foot and mouth disease, Bovine viral diarrhea, Actinobacillosis, Actinomycosis, Theileriosis, Anaplasmosis, Babesiosis, Lumpy skin disease	Lecture and Data show	Questions and discussion daily exam
10 - 15	One theoretical	Ovine diseases	Avian Influenza: Definition, Etiology, Serotypes, Signs, Lesions, Diadnosis, Differential Diagnosis, Methods of Spreads, Prevention and Control.	Lecture and Data show	Questions and discussion daily exam

Examine