


Vir ٢٥٣٦

Ministry of Higher Education and Scientific Research
Scientific Supervision and Scientific Evaluation Apparatus
Directorate of Quality Assurance and Academic Accreditation
Accreditation Department



Academic Program and Course Description Guide

2025-2026



Introduction:

The educational program is a well-planned set of courses that include procedures and experiences arranged in the form of an academic syllabus. Its main goal is to improve and build graduates' skills so they are ready for the job market. The program is reviewed and evaluated every year through internal or external audit procedures and programs like the External Examiner Program.

The academic program description is a short summary of the main features of the program and its courses. It shows what skills students are working to develop based on the program's goals. This description is very important because it is the main part of getting the program accredited, and it is written by the teaching staff together under the supervision of scientific committees in the scientific departments.

This guide, in its second version, includes a description of the academic program after updating the subjects and paragraphs of the previous guide in light of the updates and developments of the educational system in Iraq, which included the description of the academic program in its traditional form (annual, quarterly), as well as the adoption of the academic program description circulated according to the letter of the Department of Studies T 3/2906 on 3/5/2023 regarding the programs that adopt the Bologna Process as the basis for their work.

In this regard, we can only emphasize the importance of writing an academic programs and course description to ensure the proper functioning of the educational process.

Concepts and terminology:

Academic Program Description: The academic program description provides a brief summary of its vision, mission and objectives, including an accurate description of the targeted learning outcomes according to specific learning strategies.

Course Description: Provides a brief summary of the most important characteristics of the course and the learning outcomes expected of the students to achieve, proving whether they have made the most of the available learning opportunities. It is derived from the program description.

Program Vision: An ambitious picture for the future of the academic program to be sophisticated, inspiring, stimulating, realistic and applicable.

Program Mission: Briefly outlines the objectives and activities necessary to achieve them and defines the program's development paths and directions.

Program Objectives: They are statements that describe what the academic program intends to achieve within a specific period of time and are measurable and observable.

Curriculum Structure: All courses / subjects included in the academic program according to the approved learning system (quarterly, annual, Bologna Process) whether it is a requirement (ministry, university, college and scientific department) with the number of credit hours.

Learning Outcomes: A compatible set of knowledge, skills and values acquired by students after the successful completion of the academic program and must determine the learning outcomes of each course in a way that achieves the objectives of the program.

Teaching and learning strategies: They are the strategies used by the faculty members to develop students' teaching and learning, and they are plans that are followed to reach the learning goals. They describe all classroom and extra-curricular activities to achieve the learning outcomes of the program.

Academic Program Description Form



University Name: Tikrit University
Faculty/Institute: College of Veterinary Medicine
Scientific Department: Microbiology
Academic or Professional Program Name: Virology
Final Certificate Name: BSc degree in Veterinary Medicine
Academic System: Courses
Description Preparation Date: 5\10\2025
File Completion Date: 6\11\2025

Signature:

Head of Department Name:

Date: 6\11\2025

Head of department in
microbiology
Sanaa.S.Ahmed

Signature:

Scientific Associate Name:

Date: 6\11\2025

Asst. Prof. Dr.
Montaser M. Helal

The file is checked by:


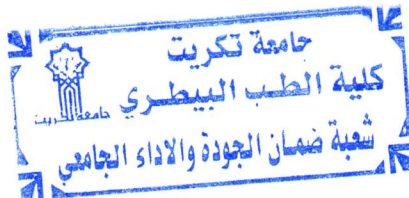
Department of Quality Assurance and University Performance

Director of the Quality Assurance and University Performance Department:

Asist. Prof. Dr.
Ahmed Abdullah Sultan

Date: 6\11\2025

Signature:



1. Program Vision

The College of Veterinary Medicine at Tikrit University seeks to become a pioneering and distinguished educational, research and extension institution in order to improve and advance the educational process regionally and internationally. This is done by adhering to Arab and international quality assurance standards and policies for university performance and achieving excellence and creativity in the field of the veterinary medicine profession by creating competencies. Veterinary medicine is able to keep pace with scientific and professional development through developing and updating curricula so that graduates can perform their work efficiently in accordance with the requirements of the labor market and provide the best services to society.

2. Program Mission

The College of Veterinary Medicine at Tirit university seeks to provide the appropriate educational environment to prepare a veterinarian with distinguished scientific and practical skills in his field of work. The college also follows up projects, plans, develops research, and works to implement them to protect livestock and solve problems to preserve human and animal health and ensure food safety. The college of Veterinary Medicine will provide projects and scientific researches that contribute to providing innovative solutions to support the national economy with relevant authorities and achieve sustainable development in education, health, and food according to the standards of the Education Council for Iraqi Veterinary colleges.

3. Program Objectives

- 1-Knowledge and understanding of veterinary medicine and its related local, regional, and international standards
- 2- Scientific skills that enable the identification of the viruses that infect poultry, cattle, and pets
- 3- Analytical thinking skills that enable solving emerging problems in the field of livestock, common diseases, and basic sciences, by local, regional, and international standards.
- 4- Employability skills and self-development that enable the student to compete with others in the labor market

4. Program Accreditation

National Council for Accreditation of Veterinary Medicine College

5. Other external influences

European System of Evaluation of Veterinary Training (ESEVT)
European Association of Establishments for Veterinary Education” (EAEVE)
European Coordinating Committee on Veterinary Training (ECCVT)
European Board for Veterinary Specialization” (EBVS)

World Organization of Animal Health (WOAH)

Program Structure

Program Structure	Number of Courses	Study Unit	Percentage	Reviews*
Institution Requirements	Institution requirements: 60 hours (theoretical) + 30 hours (practical), second semester 60 hours	5 first semester units		Basic course
College Requirements	Yes			
Department Requirements	Yes			
Summer Training	Yes			
Other				

* This can include notes whether the course is basic or optional.

6. Program Description

Year/Level	Course Code	Course Name	Credit Hours	
2024-2025/ Third stage	VEP	Virology	2 theoretical	2 practical

7. Expected learning outcomes of the program

Knowledge	
	<ol style="list-style-type: none"> 1. Virus composition, global classification of virus types 2. Replication of Viruses and spreading 3. Virus families that infect poultry, livestock, cats, and dogs and treat them with antiviral agents
Skills	
	<p>Students learned laboratory skills to:</p> <ul style="list-style-type: none"> • Prepare reports in the field of Virology • Be able to deliver lecture on veterinary viral diseases • Identify the most important techniques that used in viruses' diagnoses • Learning the clinical signs and symptoms of viral infection

	<ul style="list-style-type: none"> Ability to organize a workshop on animal viral diseases
Ethics	
	Developing students' abilities to share ideas Student should be able to implement the ethics based on Veterinary science development, correlation between ethics, discipline, and law in the medic and business

8. Teaching and Learning Strategies

1. Strategies of delivering lectures based on reliable sources for academic purposes
2. Using a data display device in teaching
3. Encouraging of students to learn by discussion, asking questions, dialogue, and brainstorming
4. Using of E-learning and blended learning.
5. Deliver some of important topics by the student to develop his speaking and learning skills
6. Holding practical training courses in virology field

9. Evaluation methods

- 1-Theoretical exams (daily, monthly, end of semester)
- 2- Practical exams (daily, monthly, end of semester)

11. Faculty

Faculty Members

Academic Rank	Specialization		Special Requirements/Skills (if applicable)	Number of the teaching staff	
	General	Special		Staff	Lecturer
Professor (PhD)	Biology	Microbiology		staff	
Assist.Prof.(PhD)	Biology	Microbiology-Immunology		staff	
Lecterure(PhD)	Veterinary Medicine	Biomedical science		staff	

Professional Development

Mentoring new faculty members

Conducting training programs including seminars, training courses and workshops to provide them with academic skills and experience

Professional development of faculty members

Using modern educational methods

12. Acceptance Criterion

Establishing regulations related to enrollment in the college or institute

13. The most important sources of information about the program

- Fenner's Veterinary Virology/2017
Principles of Virology, 4th Edition/2015
Virology Methods Manual/ 1996

14. Program Development Plan

To link the theoretical information that the student receives to clinical reality, formal and informal activities to develop a conducive academic atmosphere by

•**Formal activities include:**

- 1)Regular classroom lectures, laboratory practical work, and field activities
- 2)Updating teaching methods and following up on new developments in the educational process
- 3)Encouraged students to use multiple resources such as the Internet, library holdings, and outside experts to improve student learning in higher education through analytics, resources, and advice.

•**Informal activities include:**

community service, discussions, research seminar presentations, student involvement in research collaborations, student internships during holidays, and public lectures featuring speakers from private and veterinary practice sectors.

Program Skills Outline

				Required program Learning outcomes											
Year/Level	Course Code	Course Name	Basic or optional	Knowledge				Skills				Ethics			
				A1	A2	A3	A4	B1	B2	B3	B4	C1	C2	C3	C4
2024-2025	VEP	Virology	Basic		√	√	√		√	√			√	√	

- Please tick the boxes corresponding to the individual program learning outcomes under evaluation.

Course Description Form

1. Course Name:	
Virology	
2. Course Code:	
VEP	
3. Semester / Year:	
2025-2026/ Third year	
4. Description Preparation Date:	
5/10/2025	
5. Available Attendance Forms:	
Weekly	
6. Number of Credit Hours (Total) / Number of Units (Total)	
30 theoretical hours + 30 practical hours. 2 theoretical hours + 2 practical hours per week	
7. Course administrator's name (mention all, if more than one name)	
<p>Name:</p> <p>Prof. Dr. Nihad Abdulhussain Jafar Email: nihadabid73@tu.edu.iq</p> <p>Assist.Prof.Dr. Agharid Ali Hussein email: agharidalrasheed@tu.edu.iq</p> <p>Lect.Dr.Muthanna Ali Sultan Email: Muthanna.sultan@tu.edu.iq</p> <p>Lect.Dr.Muthanna Ali Sultan Email: Muthanna.sultan@tu.edu.iq</p> <p>Lect. Dr. Dhuha Salah Noori dhuhasalah@tu.edu.iq</p> <p>Assist. Lecturer. Mariam Ahmed Zaydan mariamahmed@tu.edu.iq</p>	
8. Course Objectives	
<p>This course aims to give the student fundamental details about :</p> <ol style="list-style-type: none"> 1. the basic structure of viruses, classification, and nomenclature of viruses. 2. The genetic material the virus carries spreads and multiplies within the animal's body. 3. Providing the student with theoretical and practical information about viral families and their members that infect animals. 4. Using immunological and molecular methods to detect zoonotic viruses 	
9. Teaching and Learning Strategies	
Strategy	<ol style="list-style-type: none"> 1. Lectures are delivered by explaining and clarifying. 2. Using modern educational teaching aids, such as educational films, blended learning, and e-learning by the Google Classroom platform. 3. Self-learning method, a learner-centered approach to encourage students to take ownership of their learning, set their own goals, and adapt to new challenges. 4. Encourage students to visit the central library of Tikrit University to improve understanding and learning

10. Course structure

Course level :third year

Course Name : Theoretical Virology

Semester: Second

Evaluation methods	Learning methods	Subjects name	Learning methods outcomes	Hours	weeks
Questions, discussion, and daily exam	Lecture and explanation	What is a virus and what classification of viruses	Virus composition and structure and classification of viruses	4 hr.	2-1 weeks
Questions, discussion and daily exam	Lecture and explanation with preview of samples	Virus replication Spreading of viruses Types of viruses	Virus replication and virus spread. Types of viruses depending on the genetic material of viruses	10	7-3
				Mid. exam	8
=	=	Viral families RNA families DNA families	Viral families: RNA and DNA types which infects poultry, livestock, cats and dogs	12	15-9
Final exam					

Courses level :3rd year

Course Name :Practical virology / 2 hours

Semester: Second

Evaluation methods	Learning methods	Subject name	Learning method outcome	Hours	weeks
Daily exam questions and discussion	Lecture and explanation with ppt presentation and watching video	Principles of practical virology	Explaining the basics of practical viruses and their requirements	4	2-1
=	=	Inoculation and cultivation of viruses cell culture in virology	Types of tissue cultures used to culture and grow viruses in the laboratory	4	5-3
		Viral diagnostic laboratory techniques	Laboratory methods used in diagnosing viruses that infect animals	4	7-6
				Mid exam	8
=	=	Molecular immune virology techniques	Using immunological and molecular methods to	4	10-9

			identify the genetic material of the virus		
=	=	How to response to viral diseases	Estimating the response to viruses in the body of an infected animal	2	11
				Mid Exam	12
		Visiting central lab of Tikrit university	Visiting the central laboratory of Tikrit University to learn diagnostic and identification techniques of viruses	4	13

11. Course Evaluation

The distribution is as follows: 40 marks for the annual assessment and 60 marks for the final exams

12. Learning and Teaching Resources

Required textbooks (curricular books, if any)	Fenner's Veterinary Virology/2017 Virology Methods Manual/ 1996
Main references (sources)	Principles of Virology, 4th Edition/2015
Recommended books and references (scientific journals, reports...)	
Electronic References, Websites	

Semester: second					
Evaluation methods	Learning methods	Subject name	Learning method outcome	Hours	Weeks
Daily exam questions and discussion	Lecture and explanation with ppt presentation	Campylobacter, Brucella	Identify the Campylobacter, Brucella and its pathogenicity	6	3-1
=	=	E. coli, proteus, klebsiella, Salmonella spp	Identify the Enterobacteriaceae and its pathogenicity	4	5-4
Mid Exam					
=	=	Corynebacterium, Listeria	Identify the Corynebacterium, Listeria and its pathogenicity	4	7-6
=	=	Pasteurella and mannheimia	Identify the Pasteurella and mannheimia and its pathogenicity	4	10-9
=	=	Mycology	Identify fungi and their methods of reproduction and diagnosis	4	13-11
Examine Practical Exam for the Second course					

1. Course Evaluation

The distribution is as follows: 15 marks for the annual pursuit and 20 marks for the final exams

2. Learning and Teaching Resources

Required textbooks (curricular books, if any)

Veterinary Microbiology

Main references (sources)	Jawetz, Melnick, Adelbergs Medical Microbiology, 10th editi
Recommended books and references (scientific journals, reports...)	-Journal of Microbiology ..
Electronic References, Websites	