




Ministry of Higher Education and Scientific Research
Scientific Supervision and Scientific Evaluation Apparatus
Directorate of Quality Assurance and Academic Accreditation
Accreditation Department



Academic Program and Course Description Guide



2025-2026

Introduction:

The educational program is a well-planned set of courses that include procedures and experiences arranged in the form of an academic syllabus. Its main goal is to improve and build graduates' skills so they are ready for the job market. The program is reviewed and evaluated every year through internal or external audit procedures and programs like the External Examiner Program.

The academic program description is a short summary of the main features of the program and its courses. It shows what skills students are working to develop based on the program's goals. This description is very important because it is the main part of getting the program accredited, and it is written by the teaching staff together under the supervision of scientific committees in the scientific departments.

This guide, in its second version, includes a description of the academic program after updating the subjects and paragraphs of the previous guide in light of the updates and developments of the educational system in Iraq, which included the description of the academic program in its traditional form (annual, quarterly), as well as the adoption of the academic program description circulated according to the letter of the Department of Studies T 3/2906 on 3/5/2023 regarding the programs that adopt the Bologna Process as the basis for their work.

In this regard, we can only emphasize the importance of writing an academic programs and course description to ensure the proper functioning of the educational process.

Concepts and terminology:

Academic Program Description: The academic program description provides a brief summary of its vision, mission and objectives, including an accurate description of the targeted learning outcomes according to specific learning strategies.

Course Description: Provides a brief summary of the most important characteristics of the course and the learning outcomes expected of the students to achieve, proving whether they have made the most of the available learning opportunities. It is derived from the program description.

Program Vision: An ambitious picture for the future of the academic program to be sophisticated, inspiring, stimulating, realistic and applicable.

Program Mission: Briefly outlines the objectives and activities necessary to achieve them and defines the program's development paths and directions.

Program Objectives: They are statements that describe what the academic program intends to achieve within a specific period of time and are measurable and observable.

Curriculum Structure: All courses / subjects included in the academic program according to the approved learning system (quarterly, annual, Bologna Process) whether it is a requirement (ministry, university, college and scientific department) with the number of credit hours.

Learning Outcomes: A compatible set of knowledge, skills and values acquired by students after the successful completion of the academic program and must determine the learning outcomes of each course in a way that achieves the objectives of the program.

Teaching and learning strategies: They are the strategies used by the faculty members to develop students' teaching and learning, and they are plans that are followed to reach the learning goals. They describe all classroom and extra-curricular activities to achieve the learning outcomes of the program.

Academic Program Description Form

University Name: Tikrit university

Faculty/Institute: College of Veterinary Medicine

Scientific Department: internal medicine, surgery and obstetrics


Academic or Professional Program Name: Veterinary Medicine

Final Certificate Name: BSc degree in Veterinary Medicine

Academic System: Course

Description Preparation Date: 6/10/2024

File Completion Date: 6/11/2025



Signature:

Head of Department Name:

Date: 2025-11-6

Signature:

Scientific Associate Prof.: Dr

Date:

Montaser M. Helal

6/11/2028

Pro.Asst.
Dr.Nawaf Nooraldeen Dhaher
Head of Department of Medicine
Surgery & Obstetric

Asist. Prof. Dr.
Ahmed Abdullah Sultan

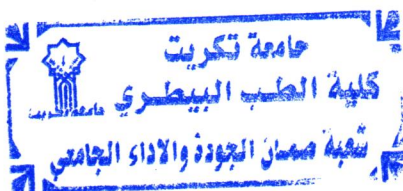
The file is checked by:

Department of Quality Assurance and University Performance
Director of the Quality Assurance and University Performance Department:

Date: 6/11/2025

Signature:

Tikrit University
College of Veterinary Medicine
Prof. Dr. Bashar Sadiq Noomi
Dean of the College
Approval of the Dean



Handwritten text in the upper middle section of the page.

Main body of handwritten text, appearing to be a list or detailed notes.

Handwritten text on the left side of the page, possibly a signature or date.

Handwritten text on the right side of the page, possibly a signature or date.

Rectangular stamp or printed text block on the right side, containing illegible text.

Printed text on the left side, including the name "Asst. Prof. Dr. Ahmed Abulshin Sultan".

Rectangular stamp or printed text block on the bottom left side.

Rectangular stamp or printed text block on the bottom right side.

1. Program Vision

The College of Veterinary Medicine / Tikrit University seeks to become an educational, research and extension institution and to be a pioneer and distinguished in order to advance the educational process and advance it regionally and internationally by adhering to Arab and international quality assurance standards and policies and university performance and achieving excellence and creativity in the field of the veterinary medicine profession by creating competencies. Veterinary medicine is able to keep pace with scientific development in the field of the profession, as this is done through developing and updating the curriculum so that graduates can perform their work efficiently in accordance with the need of the labor market and provide the best service to society.

2. Program Mission

The basic outputs of the college are to prepare distinguished, competent graduates in the field of veterinary medicine by relying on the outputs of the College of Veterinary Medicine as basic building blocks for primary and postgraduate studies to serve the country's livestock. This is done by developing the curriculum in a way that is compatible with the spirit of the times and modernity. The college is also committed, through its mission, to honesty and quality in education at all levels. In addition to encouraging distinguished research projects for teachers in accordance with the needs of society and the labor market. The college also seeks to achieve excellence in preparing students with solid academic preparation that qualifies them to serve the community in the field of specialization. It also works to establish values and ideals among the college's members and students.

3. Program Objectives

The College of Veterinary Medicine aims to raise the scientific level of undergraduate and graduate students and build their capabilities at the scientific and applied levels, and work to direct scientific research in the applied direction in the field of veterinary medicine and livestock and protect humans from common diseases by combating them and carrying out awareness and educational campaigns to prevent them, as well as graduating doctors. Veterinarians are able to perform their work in the field of community service with high efficiency through the scientific capabilities available at the college, including laboratories, the consulting office, and the veterinary teaching hospital, examining and treating various field animals, poultry, and fish ponds, supervising and treating them, and providing consultations in the field of care and nutrition of animals, poultry, and fish in order to obtain a food product. Safe from healthy animal origin and free of diseases, spreading environmental and cultural awareness of the importance of veterinary medicine in serving society and developing the environment, focusing on the educational and moral aspect of the student and spreading the spirit of dedication, tolerance and commitment.

--

4. Program Accreditation

Not found

5. Other external influences

Not found

6. Program Structure

Program Structure	Number of Courses	Study Unit	Percentage	Reviews*
Institution Requirements	90	90		Basic course
College Requirements	Yes			
Department Requirements	Yes			
Summer Training	Yes			
Other				

* This can include notes whether the course is basic or optional.

7. Program Description

Year/Level	Course Code	Course Name	Credit Hours	
2025-2026/4th stage	INT142, INT242	Internal medicine	3 theoretical	

8. Expected learning outcomes of the program

Knowledge

The student learns methods of examining animals and how to take samples for laboratory examination
 The student learns laboratory examination methods and how to diagnose medical conditions
 The student must have sufficient scientific background in various animal diseases
 The student must have sufficient scientific background on different animal reproduction methods

	The student should have sufficient information to know the diseases common to humans and ways to prevent them The student must be familiar with the diseases and problems that the animal may be exposed to during pregnancy and birth.
Skills	Subject-specific skills 1- Planning skills (preparing the student to be able to deal with the lesson and understand the topics that will be presented during the lecture by choosing effective teaching methods) 2 - Executive skills (preparing the student to have the ability to prepare for the lesson by asking questions, varying the stimuli, and changing the tone of voice) 3 – Evaluation skills (knowledge of questions and their types, preparation of tests, critical feedback)
Ethics	Developing students' abilities to share ideas

9. Teaching and Learning Strategies

- 1- The lecture
- 2- Field visits and field and laboratory training
- 3- Training courses in the field of specialization
- 4- Holding seminars and discussions

10. Evaluation methods

- 1- Written tests
- 2- Oral and practical tests
- 3- Sudden and quick questions
- 4- Daily posts and reports

11. Faculty

Faculty Members						
Academic Rank	Specialization		Special Requirements/Skills (if applicable)		Number of the teaching staff	
	General	Special			Staff	Lecturer
professor	Veterinary medicine and surgery	Internal medicine			staff	

Professional Development

Mentoring new faculty members

Briefly describes the process used to mentor new, visiting, full-time, and part-time faculty at the institution and department level.

Professional development of faculty members

Using modern educational methods

12. Acceptance Criterion

(Establishing regulations related to enrollment in the college or institute)

13. The most important sources of information about the program

- The college and university website.
- Methodological books approved by the Ministry of Higher Education and Scientific Research.

14. Program Development Plan

- 1- Increasing field visits to government and private projects
- 2- Encouraging visits to the college library and the university's central library
- 3- Urging students to benefit from summer training in veterinary centers and the teaching hospital
- 4- Improving research projects and graduation projects.

Course Description Form

1. Course Name:					
Internal medicine					
2. Course Code:					
INT142					
3. Semester / Year:					
2024-2025/ First and second Semester					
4. Description Preparation Date:					
20/2/2024					
5. Available Attendance Forms:					
Attendance					
6. Number of Credit Hours (Total) / Number of Units (Total)					
30 hours. 2 hours per week					
7. Course administrator's name (mention all, if more than one name)					
Name: Assist.. Prof. Dr. Omar-althani Shareef Saed Email: : Omar_med@tu.edu.iq					
Name: Prof. Dr. Jassim mohammed sulyiman Email: : drjassimms@tu.edu.iq					
8. Course Objectives					
1- Graduating veterinarians capable of examining animals and diagnosing and treating diseases					
2- Graduating a veterinary cadre capable of supervising livestock fields and stations					
3- Graduating a cadre of veterinarians capable of working in artificial insemination center					
4- Graduating a cadre of veterinarians who are able to diagnose problems that occur to animals during pregnancy and childbirth and how to treat them.					
5- The branch holds seminars to develop the capabilities of veterinarians working in animal husbandry sector and veterinary clinics in the field of artificial insemination and methods of increasing fertilization.					
9. Teaching and Learning Strategies					
Strategy		1- Educational strategy, collaborative and planning.			
		2- Brainstorming education strategy.			
		3- Education Strategy Notes Series.			
10.Course structure					
week	Hours	Required Learning Outcomes	Unit or subject name	Learning method	Evaluative method
1-2	6 hrs. theoretical	Introduction and General systemic status	Introduction	Lecture and explanation	Daily examination questions and discussion
3-4	4 hrs. practical	Digestive system: principles of alimentary tract dysfunctions	Identify the cause, clinical and pathological signs, diagnosis, treatment and control of gastrointestinal diseases	Lecture and explanation	Daily examination questions and discussion
5	4 hrs. theoretical	Manifestations of alimentary tract dysfunctions	Recognizing the signs or manifestations of gastrointestinal failure	Lecture and explanation	Daily examination questions and discussion

6-9	12 hrs. practical	Diseases of buccal cavity and associated organs : stomatitis ,pharyngeal obstruction , pharyngeal paralysis .esophagitis ,esophag obstruction	General examine of female genitalia	Lecture and explanation and practical	Daily exam questions and discussion
10-12	10 hrs. theoretical	Diseases of forestomach in ruminants	Identify the cause, clinical and pathological signs, diagnosis, treatment and control of gastrointestinal diseases	Lecture and explanation	Daily exam questions and discussion
13-14	5 hrs. practical	Diseases of stomach and intestine, Equine colic	Identify the cause, clinical and pathological signs, diagnosis, treatment and control of gastrointestinal diseases	Lecture and explanation and ppt	Daily exam questions and discussion
15	3 hrs. theoretical	Diseases of liver and pancreas	Identify the cause, clinical and pathological signs, diagnosis, treatment and control of liver diseases	Lecture and explanation	Daily exam questions and discussion

Course Description Form

11. Course Name:	Internal medicine
12. Course Code:	INT242
13. Semester / Year:	2025-2026/ second Semester
14. Description Preparation Date:	2024/2025
15. Available Attendance Forms:	Attendance
16. Number of Credit Hours (Total) / Number of Units (Total)	30 hours. 2 hours per week
17. Course administrator's name (mention all, if more than one name)	Name: Assist.. Prof. Dr. Omar-althani Shareef Saed Email: : Omar_med@tu.edu.iq Name: Prof. Dr. Jassim mohammed sulyiman Email: : drjassimms@tu.edu.iq
18. Course Objectives	1- Graduating veterinarians capable of examining animals and diagnosing and treating diseases 2- Graduating a veterinary cadre capable of supervising livestock fields and stations 3- Graduating a cadre of veterinarians capable of working in artificial insemination center 4- Graduating a cadre of veterinarians who are able to diagnose problems that occur to

animals during pregnancy and childbirth and how to treat them.
 5- The branch holds seminars to develop the capabilities of veterinarians working in animal husbandry sector and veterinary clinics in the field of artificial insemination and methods of increasing fertilization.

19. Teaching and Learning Strategies

Strategy	1- Educational strategy, collaborative concept planning 2- Brainstorming education strategy. 3- Education Strategy Notes Series.
-----------------	--

10. Course structure

week	Hours	Required Learning Outcomes	Unit or subject name	Learning method	Evaluation method
1-7	21 hrs. theoretic	Diseases of respiratory system	Identify the cause, clinical and pathological signs, diagnosis, treatment and control of respiratory diseases	Lecture and explanation	Daily exam questions and discussion
8-12	15 hrs. practical	Diseases of nervous system	Identify the cause, clinical and pathological signs, diagnosis, treatment and control of Nervous system diseases	Lecture and explanation	Daily exam questions and discussion
13-15	9 hrs. theoretic	Diseases of skin	Identify the cause, clinical and pathological signs, diagnosis, treatment and control of skin diseases	Lecture and explanation	Daily exam questions and discussion

11- Course Evaluation

The distribution is as follows: 20 marks for monthly exams, 5 daily exams and quizzes, 5 reports, 10 practical exams. 60 marks for final exams

12- Learning and Teaching Resources

Required textbooks (curricular books, if any)	Constable, P. D., Hinchcliff, K. W. Done, S. H. and Grunberg, W. (2017). Veterinary Medicine: A Textbook of the Diseases of Cattle, Horses, Sheep, Pigs and Goats, 11th ed., Saunders, USA.
Main references (sources)	Handbook of Veterinary medicine
Recommended books and references (scientific journals, reports...)	Radostits, O. M., Gay, C., D. C., Hinchcliff, K., and Constable, P. D. (2007), A Text Book Of Disease Of

	Cattle , Sheep , Pigs , Goat
Electronic References, Websites	College of Veterinary Medicine website electronic lectures google class room

13- Course Evaluation

The distribution is as follows: 20 marks for monthly exams, 5 daily exams and quizzes, 5 reports, 10 practical exams. 60 marks for final exams

14- Learning and Teaching Resources

Required textbooks (curricular books, if any)	Constable, P. D., Hinchcliff, K. W. Done, S. H. and Grunberg, W. (2017). Veterinary Medicine: A Textbook of the Diseases of Cattle, Horses, Sheep, Pigs and Goats, 11th ed., Saunders, USA.
Main references (sources)	Handbook of Veterinary medicine
Recommended books and references (scientific journals, reports...)	Radostits , O. M., Gay, C., D. C, Hinchcliff, K, and Constable , P. D. (2007) ,A Text Book Of Disease Of Cattle , Sheep , Pigs , Goat
Electronic References, Websites	College of Veterinary Medicine website electronic lectures google class room